

ROADS REVENUE BUDGET 2014 TO 2015 – 3rd QUARTER UPDATE

1.0 EXECUTIVE SUMMARY

The main purpose of this report is to advise Members of the roads revenue budget position for the 3rd Quarter of financial year 2014/15.

The overall roads maintenance budget for the 2014/15 year (excluding winter maintenance and coastal protection) is £4,145,227. Spend at the end of the third quarter of the financial year is £3,133,803; this equates to a 76% spend, with 24% remaining for the last quarter of the financial year.

Spend to date in Mid Argyll, Kintyre and the Islands is £927,568 against an overall budget for the Area of £1,141,200 i.e. 81% spend to date.

RECOMMENDATION

That the Committee notes this report.

ROADS REVENUE BUDGET 2014 TO 2015 – 3rd QUARTER UPDATE

2.0 SUMMARY

- 2.1 This report is the third of four reports which will provide Members with information on road maintenance revenue activities being delivered in 2014/15.

3.0 RECOMMENDATIONS

- 3.1 That the Committee notes this report.

4.0 DETAILS

- 4.1 Members were presented with four reports for each quarter of the 2013 to 2014 financial year which provided information on the roads maintenance revenue budget. This third, of four reports in the series, provides financial information on roads maintenance spend for the third quarter of the 2014 to 2015 financial year.
- 4.2 The table at Appendix 1a) provides details of spend in the Mid Argyll, Kintyre and the Islands Area. Actual costs to date are provided, along with spend for the 2nd and 3rd quarters, to allow comparisons to be made between the two periods. This table indicates that, for an overall budget for the MAKI Area of £1,141,200, spend to date is £927,568 i.e. 81% spend to date. Appendix 1b), indicates the overall roads revenue maintenance budget for each area; the overall roads maintenance budget for the 2014/15 year (excluding winter maintenance and coastal protection) is £4,145,227 as indicated in the table.
- 4.3 Appendix 1c) provides information on percentage spend for all areas. 81% spend in the Mid Argyll, Kintyre and the Islands Area at this stage in the year is slightly greater than the 75% target; spend for the remaining quarter of the year will require careful monitoring.
- 4.4 In Appendix 1d) the budget spent for each activity has been divided by the estimated unit rate for that activity to give the amount of work that would be expected to have been achieved within that budget spend. In future, actual quantities of works carried out in each area will be correlated with costs to provide average unit rates for each area.
- 4.5 Appendix 1e) shows graphically how some of the main work activities have progressed in the first quarter of the year in financial terms. Budget profiles are set for each budget line and are used to manage actual expenditure against available budget. Graphs show 'target' spend versus 'actual and re-profiled' spend. The last two graphs indicate the overall position.
- 4.6 Members are reminded that the Roads Operations Budget is proposed in line with the Roads Maintenance and Management Strategy and the Roads Maintenance and Asset

Management Plan (RAMP). As Members are aware, the available revenue budget is currently insufficient to allow all of the required works to be fully undertaken at the level of maintenance activity identified in the RAMP. Roads revenue expenditure is closely monitored by separating types of work into different 'activities'. This report is based upon financial information which has been collated through the 'Total' costing system. Winter maintenance and coastal protection costs have been excluded from this report.

5.0 CONCLUSION

5.1 This report provides Members with a financial update on the roads revenue maintenance budget for the third quarter of the financial year 2014 to 2015. It indicates an average spend of 81% at the end of the third quarter. Further quarterly reports will continue to be presented to Members at future Area Committees.

6.0 IMPLICATIONS

6.1	Policy	Works assessed and carried out under the current Roads Asset Management and Maintenance Plan.
6.2	Financial	The available Roads revenue budget is below that required in terms of the RAMP.
6.3	Legal	None
6.4	HR	Roads revenue maintenance works are delivered by both Roads Operations and Amenity Operatives.
6.5	Equalities	None
6.6	Risk	Deterioration of road network if budget not spent effectively.
6.7	Customer Services	Maintains service level commitment set out in Service Plan.

Executive Director of Development and Infrastructure: Pippa Milne

Head of Roads & Amenity Services: Jim Smith

14 January 2015

For further information contact: Stewart Clark, Roads Performance Manager,

Tel: 01546 604893

APPENDICES

Appendix 1a – Actual spend to date – Mid Argyll, Kintyre and the Islands.

Appendix 1b – Overall Budget – All Areas.

Appendix 1c – Percentage Spend – All Areas.

Appendix 1d – Estimated quantity of works carried out.

Appendix 1e – Graphs

APPENDICES

MID ARGYLL, KINTYRE AND ISLAY - COSTS TO DATE Q3

Activity Description	2014 / 15 Budgets	Costs at end of Q2	Costs at end of Q3	Remaining Budget
Patching	£330,000	£185,422	£209,120	£120,880
Potholing	£172,000	£83,347	£125,151	£46,849
Bridges	£0	£0	£0	£0
Cattle Grids	£0	£0	£1,711	£-1,711
Footways/Kerbs	£7,500	£17,102	£80,267	£-72,767
Remedial Earthworks	£0	£2,517	£4,033	£-4,033
Drainage/Culverts	£44,000	£29,014	£44,390	£-390
Drainage/Ditches	£154,000	£41,007	£63,942	£90,058
Scrub/Tree Maintenance	£36,000	£17,811	£18,495	£17,505
Roads Markings/Studs	£34,500	£52,451	£54,962	£-20,462
Boundary Fences/Walls	£0	£104	£1,935	£-1,935
Traffic Signs	£18,000	£3,340	£3,969	£14,031
Vehicle Safety Fence	£10,500	£72	£72	£10,428
Street Name Plates	£1,200	£997	£997	£203
Sweeping and Cleaning	£0	£2,056	£2,413	£-2,413
Emergency Incidents	£12,000	£4,794	£13,280	£-1,280
Summer Standby	£21,000	£19,848	£24,863	£-3,863
Roads	£840,700	£459,881	£649,601	£191,099
Grass Cutting	£69,000	£47,073	£68,517	£484
Weed Spraying	£12,000	£411	£14,513	£-2,513
Amenity	£81,000	£47,484	£83,030	£-2,030
Road Master	£190,000	£81,251	£160,155	£29,845
Gully Emptying	£29,500	£16,453	£34,782	£-5,282
Fleet	£219,500	£97,704	£194,938	£24,562
	£1,141,200	£605,069	£927,568	£213,632

Percentage Spend to date -

81%

* Note - 'Costs to date' from Total Costing system - does not allow for committed works not in system.

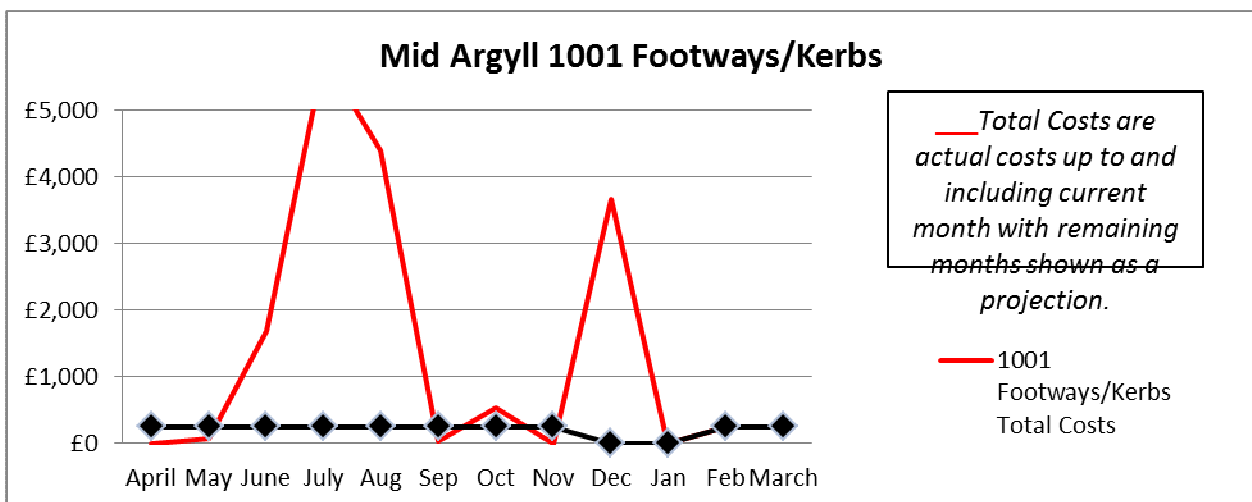
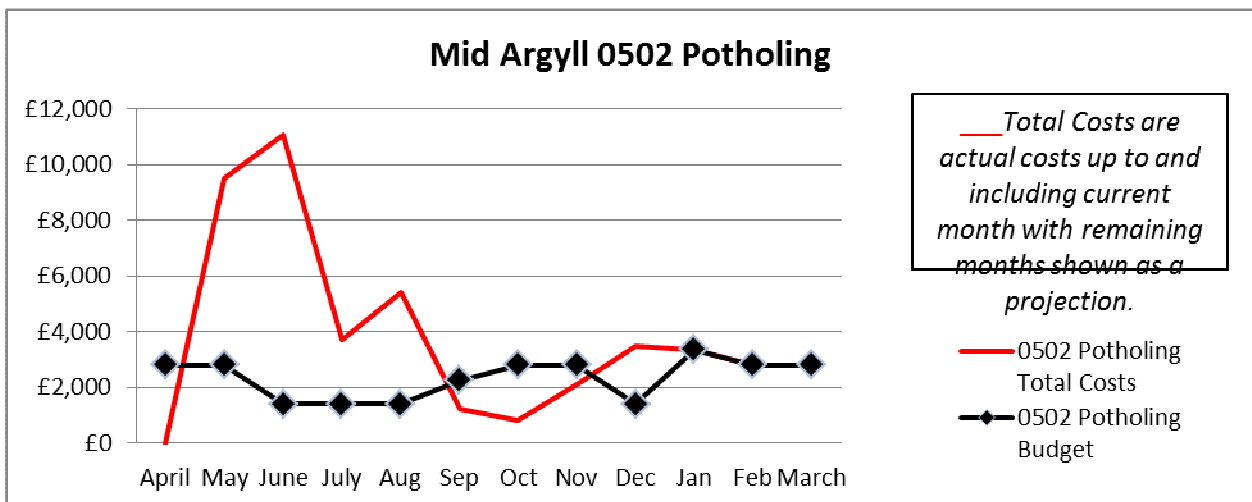
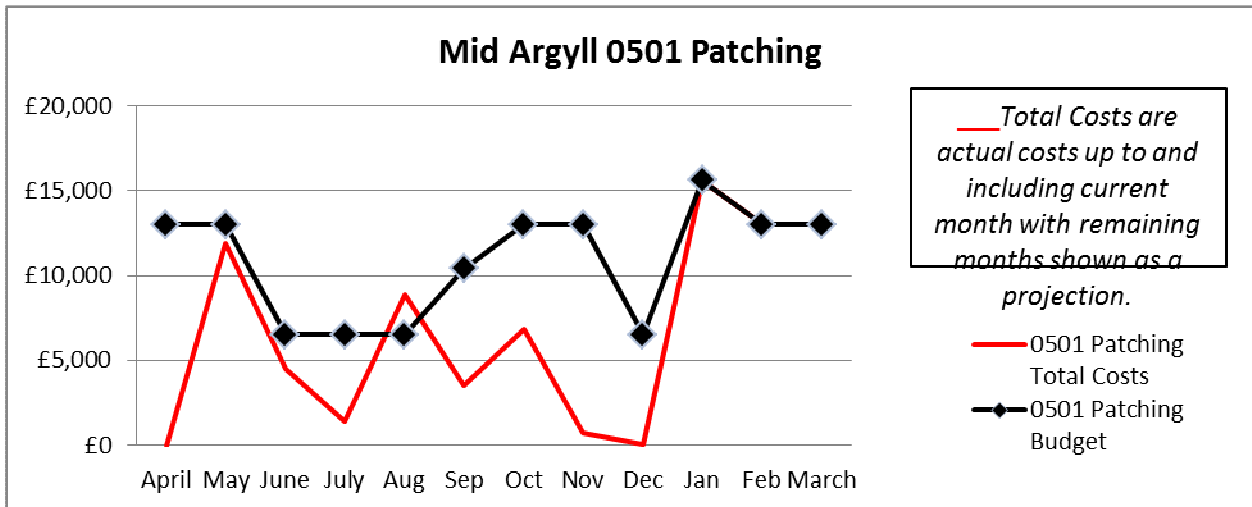
Roads Revenue Maintenance Budget 2014 to 2015

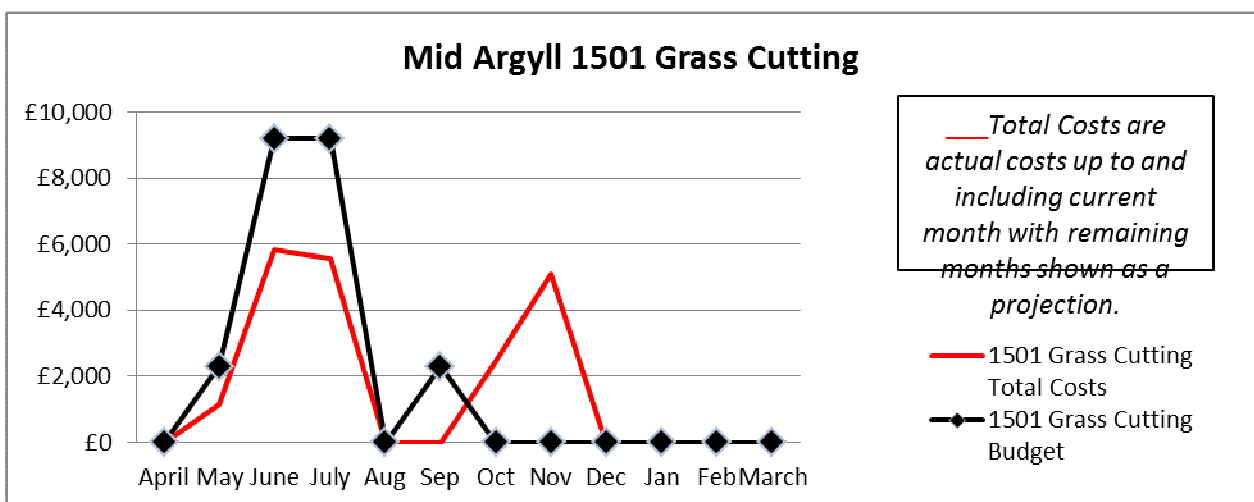
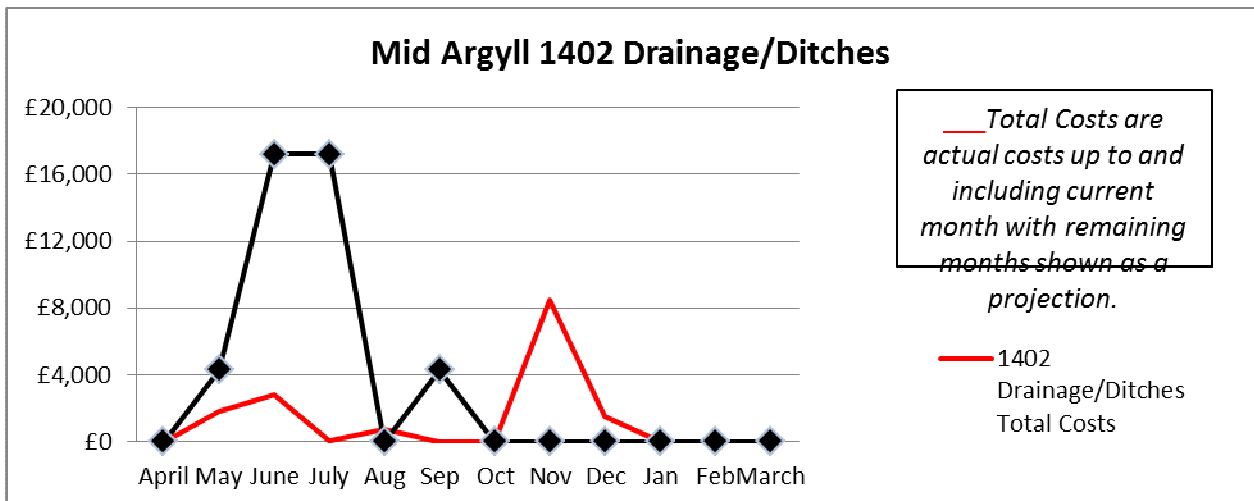
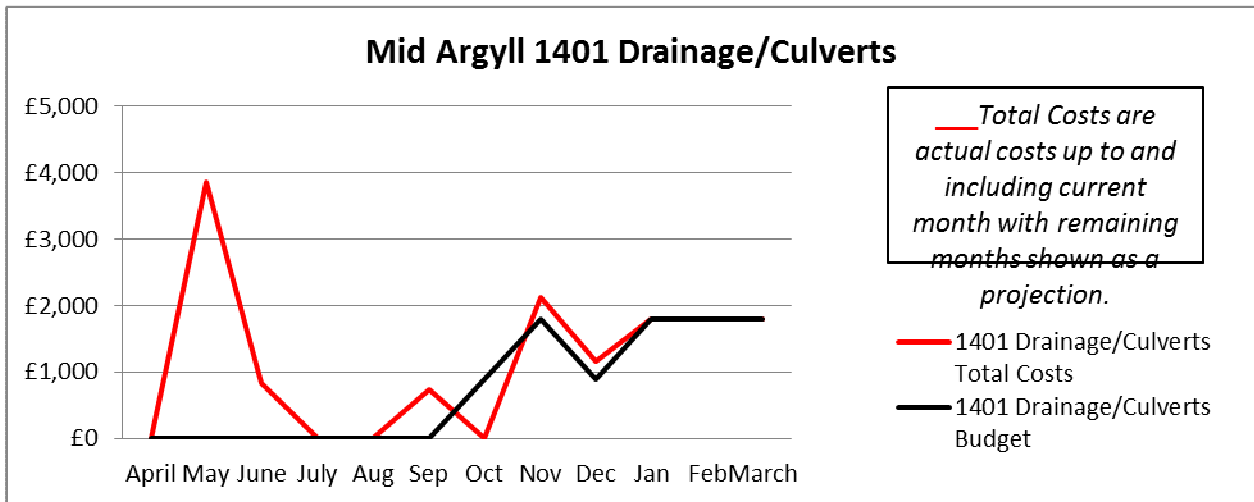
Activity	Activity Description	Mid Argyll	Kintyre	Islay	MAKI	Lorn	Mull	OLI	Bute	Cowal	B&C	Lomond	Central	Total
0501	Patching	130,000	140,000	60,000	330,000	179,000	88,000	267,000	92,000	205,000	297,000	214,875		1,108,875
0502	Potholing	28,000	26,000	118,000	172,000	172,000	86,000	258,000	26,000	42,000	68,000	55,000		553,000
0701	Bridges				0			0			0		225,000	225,000
0801	Cattle Grids				0			0			0		30,000	30,000
1001	Footways/Kerbs	2,500	2,500	2,500	7,500	4,500	3,000	7,500	22,000	26,000	48,000	29,000		92,000
1401	Drainage/Culverts	9,000	17,000	18,000	44,000	54,000	20,000	74,000	6,000	14,000	20,000	63,000		201,000
1402	Drainage/Ditches	43,000	45,000	66,000	154,000	91,000	58,000	149,000	29,000	69,000	98,000	72,000		473,000
1601	Scrub/Tree Maintenance	12,000	12,000	12,000	36,000	22,000	9,000	31,000	8,000	20,000	28,000	26,000		121,000
1701	Roads Markings/Studs	6,500	14,000	14,000	34,500	19,000		19,000	4,500	28,000	32,500	24,000		110,000
2201	Traffic Signals				0			0			0		30,000	30,000
2301	Traffic Signs	6,000	6,000	6,000	18,000	18,000	23,000	41,000	4,500	9,000	13,500	10,000		82,500
2311	Illuminated Bollards				0			0			0		5,000	5,000
2401	Vehicle Safety Fence	8,500	1,000	1,000	10,500	2,000	1,000	3,000	852	1,500	2,352	1,500		17,352
2411	Street Name Plates	400	400	400	1,200	700	500	1,200		900	900	700		4,000
3201	Emergency Incidents	4,000	4,000	4,000	12,000	12,000	5,000	17,000		9,000	9,000	7,000		45,000
3202	Summer Standby	7,000	7,000	7,000	21,000	7,000	5,000	12,000		13,000	13,000	19,000	13,000	78,000
	Roads	256,900	274,900	308,900	840,700	581,200	298,500	879,700	192,852	437,400	630,252	522,075	303,000	3,175,727
1501	Grass Cutting	23,000	23,000	23,000	69,000	42,000	18,000	60,000	6,500	37,000	43,500	44,000		216,500
1503	Weed Spraying	4,000	4,000	4,000	12,000	14,000	6,000	20,000	8,000	4,000	12,000	20,000		64,000
	Amenity	27,000	27,000	27,000	81,000	56,000	24,000	80,000	14,500	41,000	55,500	64,000	0	280,500
0503	Road Master	82,000	61,000	47,000	190,000	56,000	93,000	149,000	33,000	99,000	132,000	52,000		523,000
1801	Gully Emptying	13,000	13,000	3,500	29,500	38,000	3,500	41,500	9,000	45,000	54,000	41,000		166,000
	Fleet	95,000	74,000	50,500	219,500	94,000	96,500	190,500	42,000	144,000	186,000	93,000	0	689,000
		378,900	375,900	386,400	1,141,200	731,200	419,000	1,150,200	249,352	622,400	871,752	679,075	303,000	4,145,227

Roads Revenue Maintenance Budget – Mid Argyll, Kintyre and the Islands

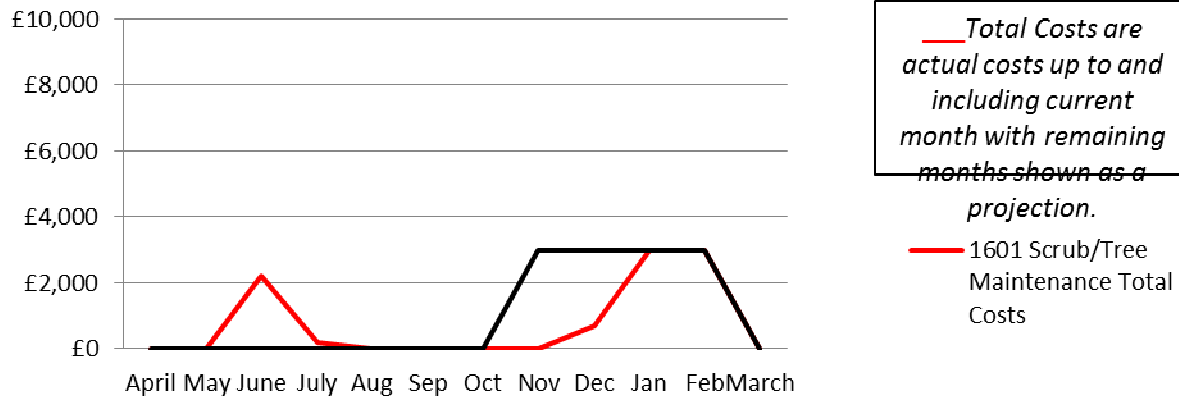
End of 3rd Quarter Spend and Estimate of Percentage of Target Achieved

			MAKI 2014/15					Asset:-
Funding	Activity	Unit	Spend to Date	Estimated Works Quantity	% of Asset Management Plan achieved	Target Unit Rate	Target Quantity (from Asset Management Plan)	Inventory Quantity
R10	0501 Patching	sq.m	£ 209,120.00	6856.39	22.42%	£ 30.50	30577.67	3,057,767.00
	0502 Potholing	n/a	£ 125,121.00					-
	1001 Footways Resurfacing	sq.m	£ 80,262.00	4341.97	211.11%	£ 18.49	2056.71	130,446.60
	1401 Drainage Culverts	no.	£ 44,390.00	1139.67	45.31%	£ 38.95	2515.33	2,624.00
	1402 Drainage Ditches	m	£ 63,942.00	35922.47	31.78%	£ 1.78	113049.00	450,991.00
	1501 Grasscutting	m	£ -	0.00	0.00%	£ 0.03	3855760.00	4,316,080.00
	1503 Weedkilling	sq.m	£ -	0.00	0.00%	£ 0.13	107991.00	204,663.00
	1601 Scrub / Tree Maintenance	n/a	£ 18,495.00					
	2301 Traffic Signs	no.	£ 3,969.00	45.33	22.21%	£ 87.56	204.10	1,997.00
	Totals		£ 545,299.00					

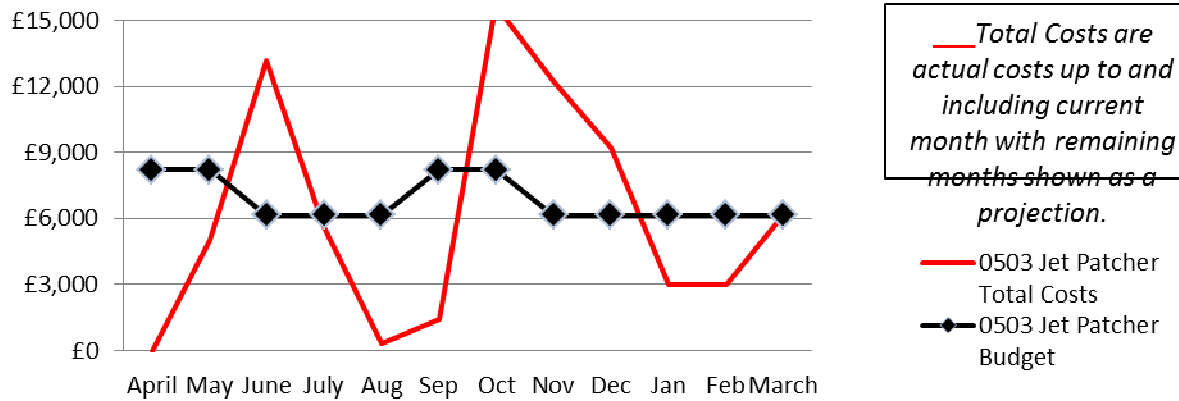




Mid Argyll 1601 Scrub/Tree Maintenance



Mid Argyll 0503 Jet Patcher



Mid Argyll 1801 Gully Emptying

